

art

DIGITAL RESOURCE Guide

SEPTEMBER 2022 • VOL. 59 NO. 1
ISSN 1060-832X • SUPPLEMENT TO SCHOLASTIC ART



Welcome Back!

Dear Teachers,

To me, back to school always means a fresh box of crayons. And new crayons means a lot of color! That's why we decided to begin this year with the basics—color and shape—plus a few twists—rhythm and abstraction.

I'm so excited about the artists we're featuring in this issue. Beatriz Milhazes, Julie Mehretu, and Jen Stark are strong, bold women who've ignored the stereotype that the art world is for men.

My conversation with Stark was especially inspiring. In March 2021, she premiered her first NFT, *Multiverse*, on Foundation app. When it sold a little more than 24 hours later, it broke records, making Stark the first female artist to become one of Foundation app's 10 top-selling creators. This is a big deal since, up to that point, the digital art market had been dominated by men. To hear her thoughts about this, check out the extended version of the interview, available at [scholastic.com/art](https://www.scholastic.com/art). (Plus, you can also see an amazing time-lapse of the installation of one of her artworks!)

Finally, if you're wondering what an NFT is, don't worry. Pages 2-3 of this issue are dedicated to explaining what NFTs are and why they matter. There's so much to explore, and I can't wait to hear what you think!



Best wishes,
Katie Brickner, Editor

Looking for
your lesson
plans? Go to:

You must register on our website
[scholastic.com/art](https://www.scholastic.com/art)
to access all our amazing resources.

1

Go to our website:
[scholastic.com/art](https://www.scholastic.com/art)

2

Click **Log In** and
select **I am a teacher**

3



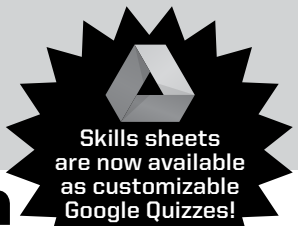
Enter your
access code:

Turn the page to see *Scholastic Art's* suite of online resources for your September issue!

P.S. Be sure to share your classroom password (or create your own!) so your students can access these fun resources in school or at home.

NEED HELP? GIVE US A CALL: 1-800-SCHOLASTIC (1-800-724-6527)





STORY	OBJECTIVES	NATIONAL CORE ART STANDARDS	CCSS	ESSENTIAL QUESTION	ENDURING UNDERSTANDING	DIFFERENTIATIONS		SKILLS SHEETS	MEDIA	
						SECONDARY GRADES 7-12	ELEMENTARY GRADES 4-6			
Easier Said Than Done pp. 4-5	Students will develop an understanding of abstract art.	VA1 VA2 VA8	R2 R3 R4	How does knowing the contexts, histories, and traditions of art forms help us create works of art?	Artists and designers shape artistic investigations, following or breaking with traditions in pursuit of creative artmaking goals.	*	*	Secondary Grades 7-12: <ul style="list-style-type: none"> Vocabulary Comprehension Quiz Reading Review Graphic Organizer Sketchbook Starters 	Videos: <ul style="list-style-type: none"> What You Need to Know About Color Time-Lapse: Chromatic Ooze 	
Carnival of Color pp. 6-7	Students will learn how to visually analyze artwork by Beatriz Milhazes.	VA2 VA8 VA11	R1 R3 SL2	How does knowing and using visual art vocabularies help us understand and interpret works of art?	People gain insights into meanings of artworks by engaging in the process of art criticism.	*	*	Elementary Grades 4-6: <ul style="list-style-type: none"> Visual Vocabulary Summarize What I Learned 		
Moving Pictures pp. 8-9	Students will closely study a work by Julie Mehretu, considering the methods she uses to create a balanced, unified composition.	VA3 VA5 VA9	R2 R3 R4	How does one determine criteria to evaluate a work of art?	People evaluate art based on various criteria.	*	*	Elementary Grades 4-6: <ul style="list-style-type: none"> Visual Vocabulary Summarize What I Learned 		
Q&A With Jen Stark pp. 10-11	Students will learn about Jen Stark, her inspiration, and her working process.	VA3 VA6 VA10	R6 R5 SL2	How do artists grow and become accomplished in art forms?	Artists and designers develop excellence through practice and constructive critique, reflecting on, revising, and refining work over time.	*		Elementary Grades 4-6: <ul style="list-style-type: none"> Visual Vocabulary Summarize What I Learned 		
Abstract Impressions p. 12	Students will synthesize what they have learned by creating an abstract artwork.	VA2 VA8 VA9	R5 W4 SL2	How does knowing and using visual art vocabularies help us understand and interpret works of art?	People gain insights into meanings of artworks by engaging in the process of art criticism.	*	*Find an elementary project and slideshow online.	<ul style="list-style-type: none"> Artist Statement 		Slide-show: Abstract Impressions
Goodbye Glitter? p. 13	Students will consider whether glitter is a harmful art material.	VA2 VA4 VA10	R8 W1 SL1	What responsibilities come with the freedom to create?	Artists and designers balance experimentation, safety, freedom, and responsibility while developing and creating artworks.	*		<ul style="list-style-type: none"> Debate Response Organizer 		Poll: Goodbye Glitter?
Designing Inspiring Spaces pp. 14-15	Students will learn about being an interior designer.	VA2 VA5 VA10	R3 R5 R6	What methods and processes are considered when preparing artwork for presentation?	Artists consider a variety of factors and methods, including evolving technologies, when preparing artwork for display.	*		<ul style="list-style-type: none"> Great Art Jobs Review 		

SCHOLASTIC ART DIGITAL: *Getting Started*


HELP & HOW-TO'S CENTER

Check out our **Help & How-To's** center for step-by-step guides and video tutorials on topics such as sharing your classroom password, classroom management systems (like Google Classroom), ways to use *Scholastic Art*, and more.



GOOGLE QUIZZES

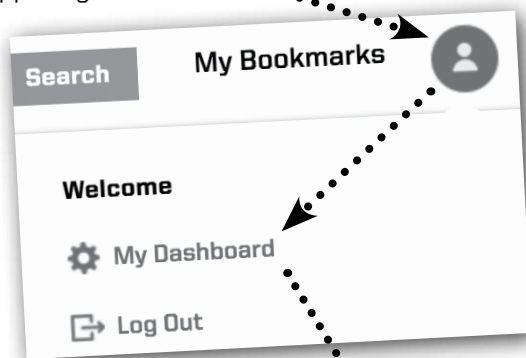
Many of our 2022-23 skills sheets are available as **Google Quizzes** so that you can seamlessly share them with your students.



SET YOUR STUDENTS UP FOR SUCCESS!

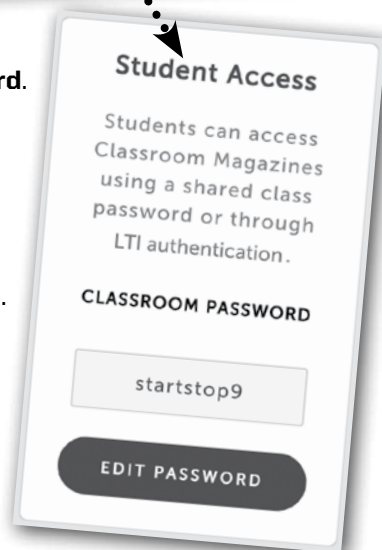
Sharing your classroom password is easy as 1, 2, 3!

1 Log in to your Scholastic Art Digital account at www.scholastic.com/art. Click the icon in the upper right-hand corner.



2 Then click **My Dashboard**.

Your classroom password is located in the **Student Access** tile on the left side of the screen.



3 Share this password with your students or click **Edit Password** to create your own. Now you're ready to share *Scholastic Art* with your students and their families!

STILL HAVE QUESTIONS? TRY OUR LIVE CHAT FEATURE AT SCHOLASTIC.COM/ART

CONNECT WITH US!

✉ ScholasticArt@scholastic.com



@K_Brickner
@ScholasticTeach



@K_Brickner
@ScholasticTeach



Scholastic Art
Teacher Community
Scholastic Teachers

POSTAL INFORMATION: Scholastic Art® (ISSN 1060-832X; in Canada, 2-c no. 9360) is published six times during the school year, Sept., Oct./Nov., Dec., Jan./Feb., Mar./Apr., May/June, by Scholastic Inc., 557 Broadway, New York, NY 10012-3999. Second-class postage paid at Jefferson City, MO 65101 and at additional offices. **POSTMASTERS:** Send notice of address changes to Scholastic Art, 2931 East McCarty St., P.O. Box 3710, Jefferson City, MO, 65102-3710. **PUBLISHING INFORMATION:** U.S. prices: \$8.99 each per school year, for 10 or more subscriptions to the same address. A 10% shipping and handling charge will be added to the total subscription order. (For Canadian pricing, write our Canadian office, address below.) Communications relating to subscriptions should be addressed to Scholastic Art, Scholastic Inc., 2931 East McCarty Street, P.O. Box 3710, Jefferson City, MO 65102-3710 or call our toll-free number 1-800-387-1437 ext. 99. Communications relating to editorial matter should be addressed to Katie Brickner, Scholastic Art, 557 Broadway, New York, NY 10012-3999. Canadian address: Scholastic-Canada Ltd., 175 Hillmount Rd., Markham, Ontario L6C 1Z7. Available on microfilm through Xerox University Microfilms, Inc. 300 N. Zeeb Rd., Ann Arbor, MI 48106. Printed in U.S.A. Copyright ©2022 by Scholastic Inc. All Rights Reserved. Material in this issue may not be reproduced in whole or in part in any form or format without special permission from the publisher.